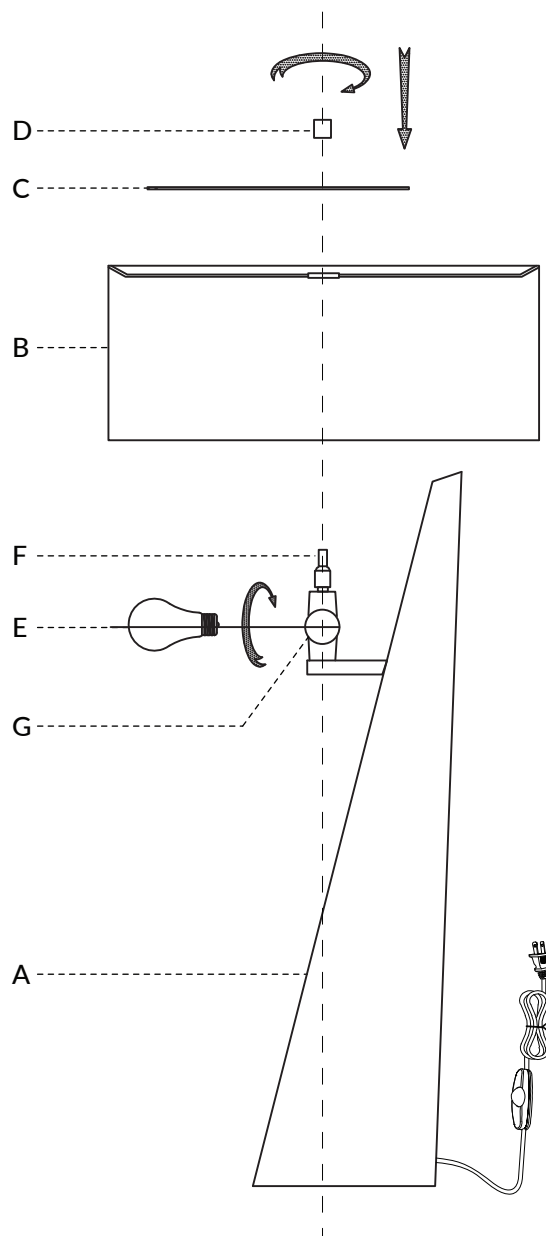



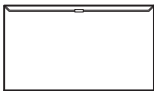


ASSEMBLY INSTRUCTIONS

OBELISK TABLE LAMP (Black Oak, Satin Nickel)

11889BO

- Carefully remove all lamp parts from the box. Please see list of items included in box.
- Stand lamp base (A) on a flat surface.
- Insert shade (B) onto threaded shade mount (F) on the socket located on table lamp base (A).
- Secure diffuser (C) by sliding into threading on socket located on table lamp base (A) with finial (D).
- Insert bulbs (E) - (NOT INCLUDED) onto lamp socket (G).
(Recommended Bulb: 14W A19 E26 1500 LUMENS LED)
- Plug into a 110V outlet and enjoy the beautiful light!



ITEMS INCLUDED / ARTICULOS INCLUIDOS			
A	B	C	D
			
LAMP BASE + SOCKET BASE DE LAMPARA + ENCHUFE	SHADE PANTALLA	DIFFUSER DIFUSOR	FINIAL PÍNACULO

IMPORTANT SAFETY INSTRUCTIONS

This lamp has a polarized plug (one blade is wider than the other) as a safety feature to reduce the risk of electric shock. This plug will fit in a polarized outlet only one way. If the plug does not fit fully in the outlet, reverse the plug. If it still does not fit, contact a qualified electrician. Never use with an extension cord unless the plug can be fully inserted. Do not alter the plug.

IMPORTANTES INSTRUCCIONES DE SEGURIDAD

Esta lampara tiene un enchufe polarizado (una navaja es mas ancha que la otra) como forma de seguridad para reducir el riesgo de un shock electrico. Este enchufe polarizado entrara en una conexión solo de un lado. Si el enchufe no entra en la conexión trate al reverso. Si aun así no entra, contacte a un electricista calificado. Nunca use una extension a menos que el enchufe pueda ser conectado completamente. No altere el enchufe.